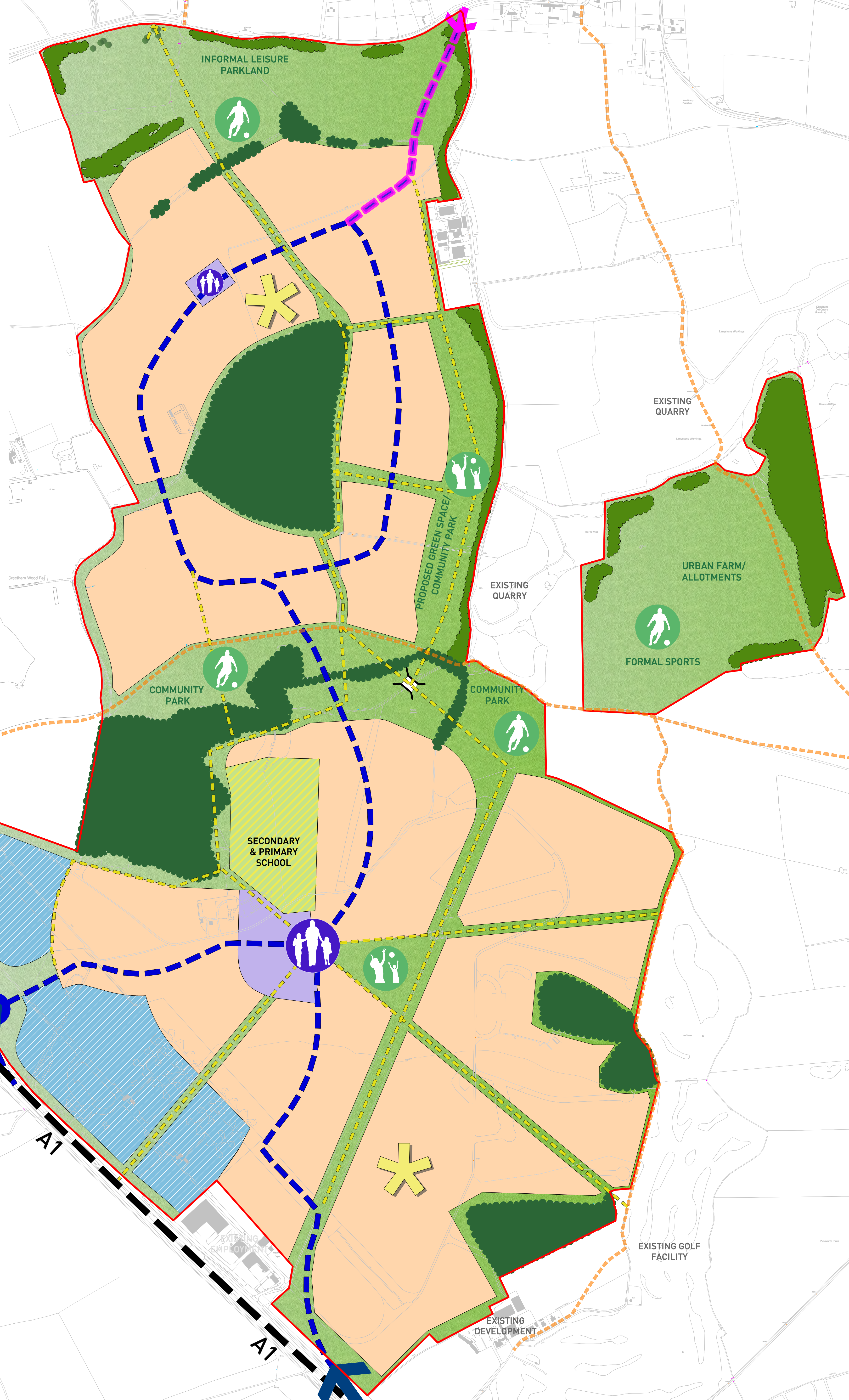
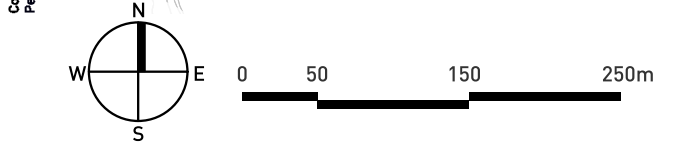
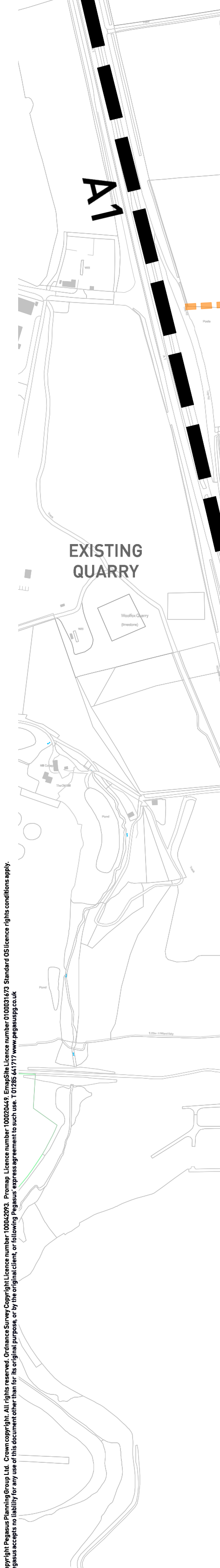


- KEY**
- SITE BOUNDARY
 - RESIDENTIAL DEVELOPMENT AREAS
 - EMPLOYMENT (B1, B2 & B8)
 - MIXED USE CENTRE
 - SECONDARY & PRIMARY SCHOOL
 - PRIMARY SCHOOL
 - PROPOSED DESTINATION PLAY AREA
 - PROPOSED FORMAL SPORTS
 - EXISTING VEGETATION (SUBJECT TO SURVEY)
 - PROPOSED VEGETATION
 - PROPOSED GREEN INFRASTRUCTURE
 - PROPOSED PEDESTRIAN/ CYCLIST BRIDGE
 - PROPOSED MAIN ACCESS
 - PROPOSED MAIN STREET
 - PROPOSED PUBLIC TRANSPORT, PEDESTRIAN AND CYCLIST ACCESS ONLY (NO PRIVATE VEHICLE ACCESS)
 - PUBLIC TRANSPORT ROUTE AND CYCLE FRIENDLY STREET
 - PROPOSED OFF ROAD CYCLE ROUTE
 - EXISTING PROW

WALKING DISTANCES



WOOLFOX GARDEN VILLAGE, RUTLAND - CONCEPT MASTERPLAN



Copyright Pegasus Planning Group Ltd. Copyright © 2019. All rights reserved. Ordnance Survey Copyright © 2019. Ordnance Survey Licence number 100020202. Pegasus Planning Group Ltd. is a registered company in England and Wales. Registered office: Pegasus Planning Group Ltd, 100020202, Pegasus Way, Luton, Bedfordshire, LU1 3JH. Registered in England and Wales. Company number 100020202.